

FirstNet App Submission Guide

December 10, 2020



FIRSTNET APP SUBMISSION PROCESS

Click on the circles for detailed instructions on each step



ACTION

JOIN

FirstNet Developer Program

DECIDE

FirstNet App Category
FirstNet Verified or FirstNet Certified

READY

App package

SUBMIT

App Package for Review

INFORMATION

- No Fee to join
- Quick and easy

FirstNet Verified

- General category
- Market and Distribute to FirstNet users
- Apps are secure and reliable
- No cost to the app developer

FIRSTNET CERTIFIED

- Premium category
- Eligible to be AT&T/FirstNet partner
- Market and Distribute to FirstNet users
- Higher level of security and reliability
- Requires source code scan; cost to app developer

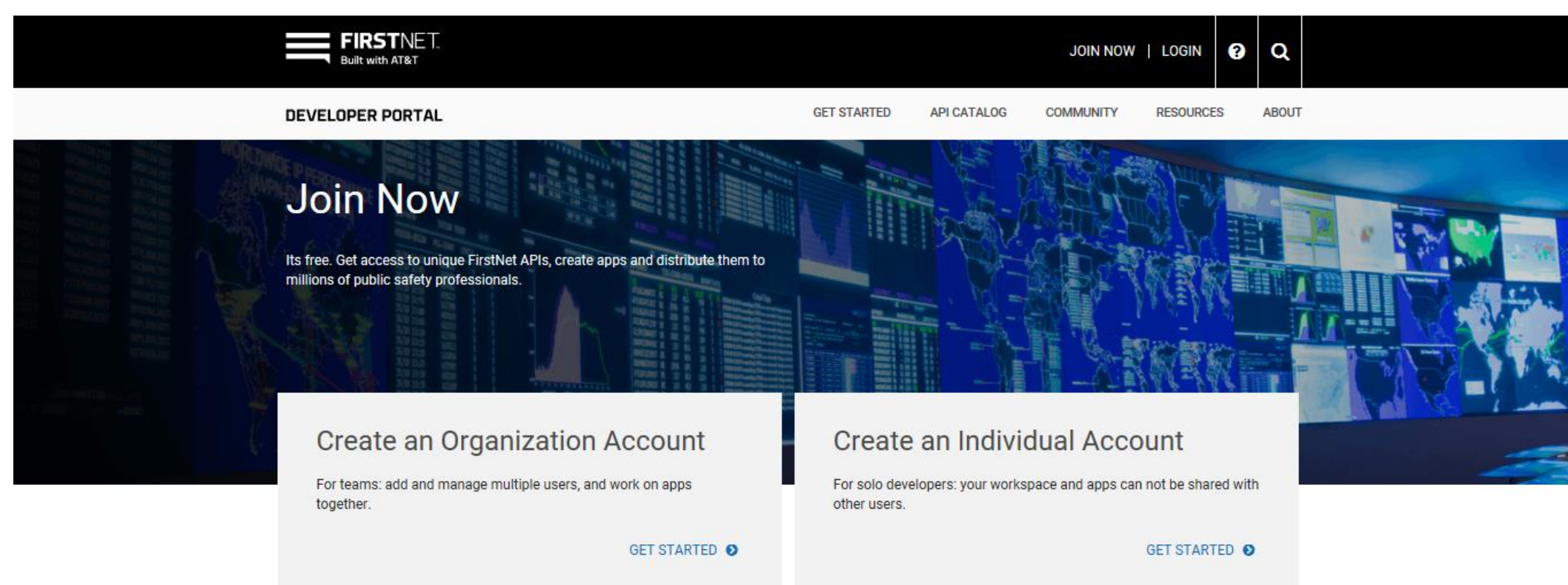
- No Fee for App Submission
- No Fee for App Review
- No Fee to have app on the FirstNet App Catalog
- First time review takes ~4-6 weeks
- Version update reviews are days to up to 2 weeks

Joining the program is Free and as simple as One, Two, Three

1. Go to www.firstnet.com/developer, Click **Join Now**
2. Select to register EITHER a) Organizational account (use this if you are part of a company or agency) OR b) an Individual Account (use this if you are an individual developer). Follow the steps to complete the registration.
3. Go to your email inbox, open the mail from FirstNet Developer program and Click on the link to validate your email address

FirstNet subscriber? You are already in, just Login

1. Go to www.firstnet.com/developer, Click **Login**
Use your FirstNet credentials. FirstNet subscribers are by default members of the FirstNet Developer program.



DEVELOPER PORTAL GET STARTED API CATALOG COMMUNITY RESOURCES ABOUT

Create An Organization Account

Step 1 of 2

ACCOUNT DETAILS

Organization Name *

Organization Type *

Select Organization Type

Account Admin First Name *

Account Admin Last Name *

Email *

Password *

8 Characters Minimum

One lower case

One upper case

One special character

One numeric

What will you make available through the FirstNet Developer Program?

☐ APIs

☐ Apps

☐ Other resources

Are you a first responder?

☐ Yes, I am

☐ No, I am not

FirstNet App Inspection for Public Safety		FirstNet Verified App	FirstNet Certified™ App
Relevancy	Vetted and deemed relevant for use by first responders.	✓	✓
Security	Inspected and adheres to security practices that help protect data sources and users from intrusions and malicious attacks.	✓	✓+
Data Privacy	Inspected and uses security mechanisms designed to avoid unauthorized data access and use.	✓	✓+
Availability	Demonstrated availability of three or four 9's (99.9% or 99.99%)	99.9%	99.99%
Resource Optimization	Demonstrated that app's use of device resources and network is optimized.	✗	✓
Resiliency	Demonstrated that mechanisms are in place to enable service and data recovery after a failure.	✗	✓
Scalability	Demonstrated that mechanisms are in place to accommodate surges and other changes in demand and use.	✗	✓

FirstNet Certified category recommended apps

- Apps seeking AT&T/FirstNet partnership
- To differentiate from the competition
- Operationally critical apps needing high levels of security

Note:

- Source code security scan report required for FirstNet Certified shall be provided by the app developer
- Security scan required for FirstNet Verified is performed by AT&T/FirstNet at no cost to the app developer

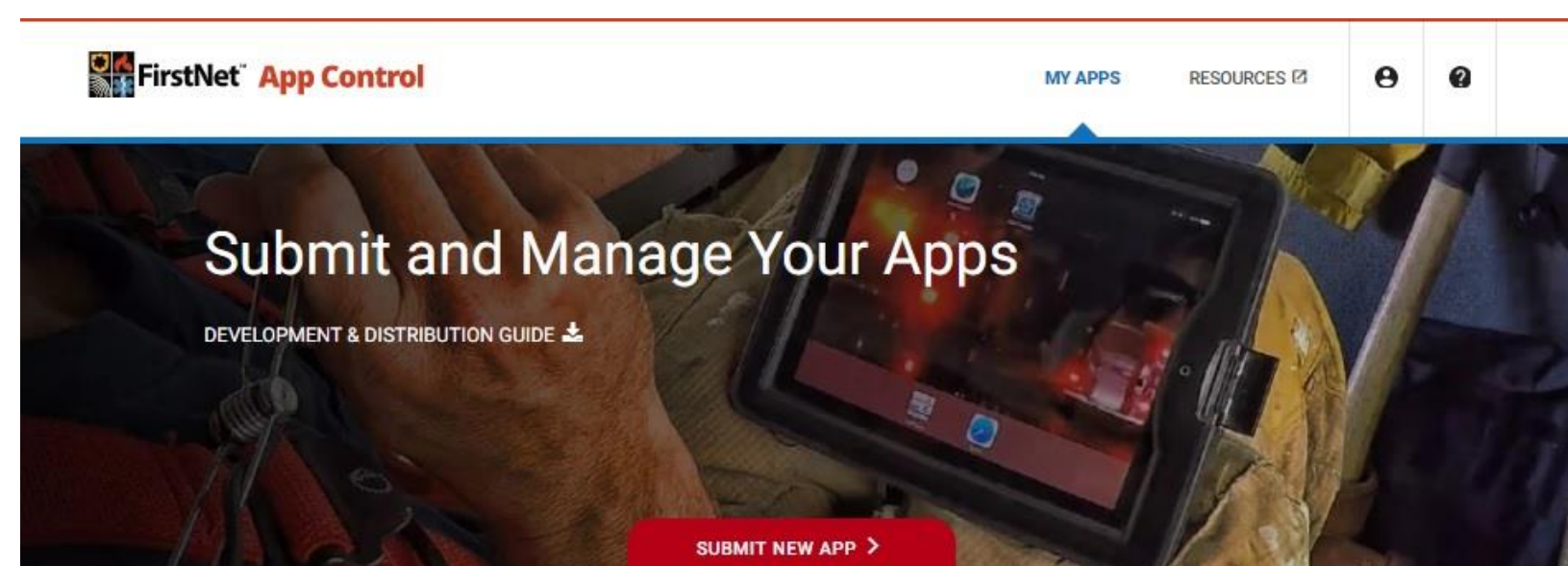
Artifacts needed for each category is listed below

FIRSTNET VERIFIED	FIRSTNET CERTIFIED
1. App Binary File (APK or IPA)	1. App Binary File (APK or IPA)
2. Link to app posting on either Apple or Google platform (Apple App Store, Apple Volume Purchase Plan (VPP) store, Google Play or Managed Google Play)	2. Link to app posting on either Apple or Google platform (Apple App Store, Apple Volume Purchase Plan (VPP) store, Google Play or Managed Google Play)
3. App Images	3. App Images
4. Completed FirstNet Verified Checklist Download checklist here	4. Completed FirstNet Certified Checklist Download checklist here
	5. Source Code Security Scan Report Approved vendors listed here
	6. AT&T Video Optimizer Tool Report (Optional) Download the tool for free here



1 Login to the FirstNet Developer Portal [here](#)

2 Select '**Get Started**' from the menu, Click '**Submit App**' button (See picture on the left)



3 On FirstNet App Control, Click the red '**Submit New App**' button (See picture on the left)

4 Follow the step-by-step instructions and click **Submit**

You will receive an automated email confirming receipt of your submission.

You can review or edit your submission at any time by going to App Control.

You will be notified by email once the review is complete

Need help? Here are a couple of ways to get help

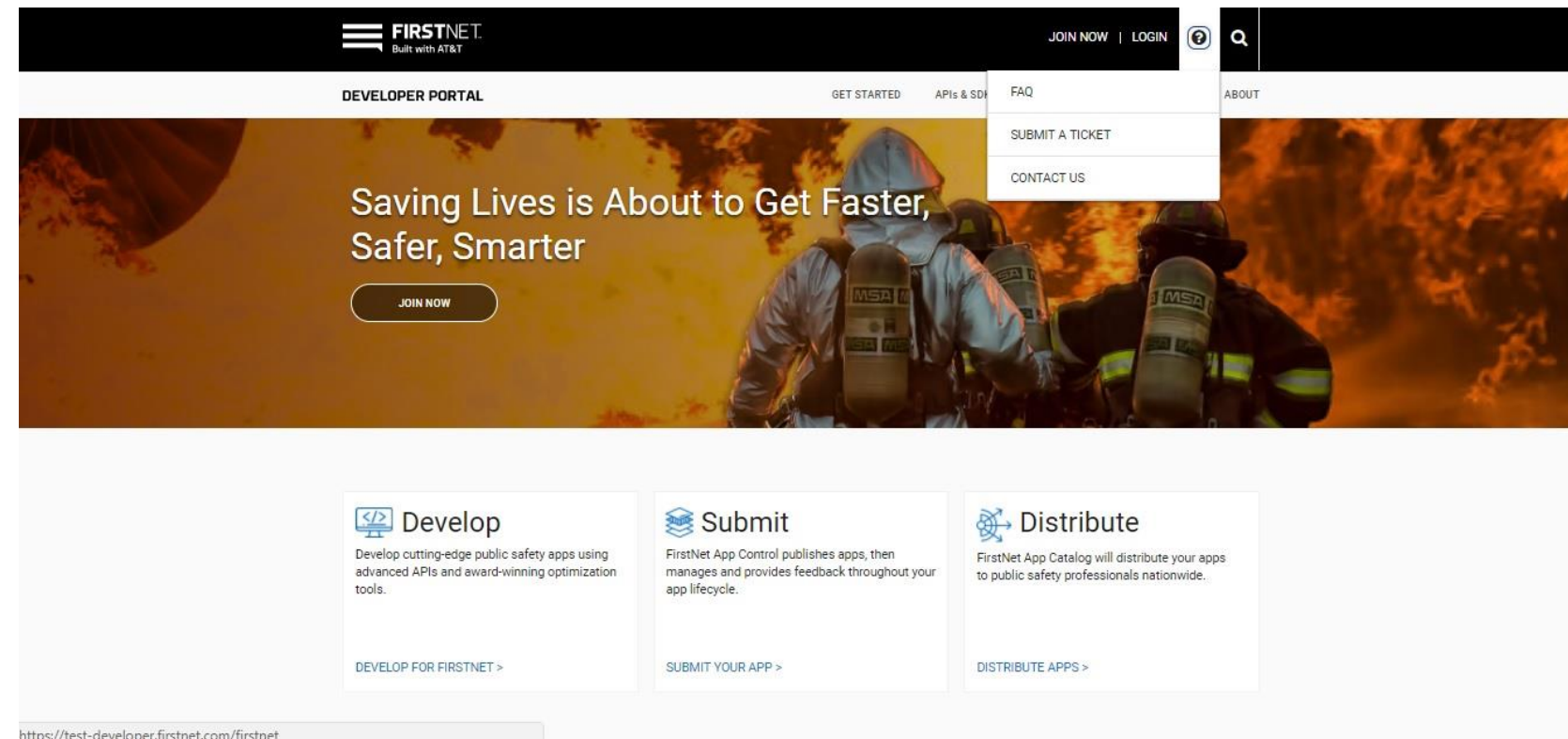
1. Click [here](#) for Help Center, there you may

[Frequently Asked Questions \(FAQs\)](#)

[Submit a Ticket](#)

[Contact Us](#)

2. You may Search the site, by clicking on the ‘search’ icon on the top right of the Header





FIRSTNET™

Built with AT&T